

THE LEADING FORCE IN SECURITY SHUTTERS, GRILLES & INDUSTRIAL DOORS



SECURITY SHUTTERS
GRILLES & WINDOW BARS
INDUSTRIAL DOORS
GARAGE DOORS
DOMESTIC SHUTTERS

www.excelindustrialdoors-shutters.co.uk

EXCEL

Excel Industrial Doors & Shutters is a leading supplier of security products and services to a diverse range of commercial and domestic properties across the Yorkshire region.

Established in 1988, Excel is a family run business that has obtained an enviable reputation for designing, manufacturing and installing high quality security shutters, window grilles and bars, industrial doors, garage doors and domestic shutters to suit a variety of domestic and commercial applications.

High Product Quality Standards

We manufacture many of our own security products in house, which has allowed us to design, build and develop a range of products that meets both our in house and the security industry's stringent quality standards. Manufacturing in house, coupled with our technical expertise, has enabled us to guarantee the quality of our products and deliver excellent value for money to all of our customers. Our commitment to maintaining high quality standards demonstrated by our continued membership of the industries key organisational bodies.

Outstanding Customer Service

In addition to the high standard of products we provide, we also ensure an outstanding level of service to every customer we deal with. We understand the risks associated with a business or home that is not properly secured, that is why we take all of our customer enquiries seriously. In emergency situations we will provide an immediate response and endeavour to provide a viable solution or professional advice on how to deal with the security problem both in the short and long term.

Whether you are looking for a window grille for your office or a garage door for your home, in the first instance Excel will undertake a comprehensive site survey and quotation, providing practical guidance and advice during the consultation process. Our professionally trained engineers will deliver and install your security products within the agreed timescales, to the highest standards and in accordance with the work specifications. Our comprehensive after sales care will not only ensure complete customer satisfaction, but also includes an emergency call out service and regular maintenance if required.



Shops / Offices / Pubs / Restaurants / Schools
Hotels / Factories / Doctors / Dentists / Garages
Showrooms / Leisure Centres



COMMERCIAL SHUTTERS

Excel provides a broad range of security shutters to a variety of national retailers, local shops, business units, offices and across the leisure and education sectors.

The Excel commercial shutter range has been developed to provide businesses with the best possible protection to the growing risk of vandalism and crime. At Excel we recognise the financial and practical implications should your commercial property be burgled, which is why all of our shutter products are built to the highest security standards. From the initial design stage through to the manufacture and installation, Excel will supply a security shutter produced to the highest quality standard that will meet your requirements. All our shutters can be manufactured across a range of standard or bespoke specifications and are available as manual, assisted manual or electric operation. We also offer a range of colours and finishes to suit any environment.

Our Products include:

Roller Shutters

The modern office now contains a high level of technology based equipment that has a high value and subsequently has become a target for theft. Excel offer a range of roller shutters that provide security and protection to offices, shops, pubs, restaurants, schools and leisure centres. Our roller shutters can be built as either single skin, insulated or fire rated, using a range of materials.

Solid Shutters

Where planning regulations are at a low level and display visibility is not an issue, solid steel shutters are an ideal option for any business. They can be installed internally and externally, and supplied in a wide range of attractive colour coatings to suit the application, using both aluminium and galvanised steel profiles.

Perforated Steel Shutters

Balancing the demands of security and display can be a real challenge for businesses who are concerned about the risk of crime, but who want to achieve a level of visibility or see through lighting. Perforated Steel Shutters provide a high level of security and protection with limited vision (around 17%) – ideal for shop fronts, retail, leisure and offices.

Punched Lath Shutters

If you are looking to achieve the highest possible security whilst having the benefit of displaying your products out of hours or achieving a less oppressive look, then our Punched Lath Shutters are ideal. Our range of designs gives retailers and offices the opportunity to achieve different levels of visibility, offering a balanced mix of light and security, delivering between 25% and 69% vision.

Tube and Link

The Tube and Link Shutter offers a simple and discreet product that is ideal in conservation areas. The grille can be used internally behind the glass and will maintain a strong shop window display, combined with providing added security and acting as a strong deterrent.



COMMERCIAL SHUTTERS TECHNICAL SPECIFICATIONS



Product Name & Description	Min / Max Overall Size (wxh). Max Area sqm. Material Type / Curtain Weight.	APPLICATIONS					STANDARD CURTAIN FINISH		OPERATION/MAX AREA m2					
SECEUROSHIELD 3801 Insurance Approved Security Shutters	Min Width 900mm Max 3000mm x 4000mm, Area 12sqm Extruded Aluminium / 8kgm ²	●	●	●	●	●	●	●	●	●				
SECEUROGUARD 1001 Insurance Approved Retractable Security Gates	Min 500mm x 1000mm Max 6000mm x 3000mm, Area 18sqm Steel / 19kgm ²	●	●	●	●	●								Manual Only
SECEUROVISION 3800 See Through Punched / Glazed Shutters (45% Vision)	Min Width 500mm Max 3000mm x 5000mm, Area 12sqm Extruded Aluminium / 6.5kgm ²	●	●	●	●	●	●	●	●	●	9	4.5	3.8	2.3
SECEUROVISION 3800 See Through Perforated Shutters (17% Vision)	Min Width 500mm Max 3000mm x 5000mm, Area 12sqm Extruded Aluminium / 6.5kgm ²	●	●	●	●	●	●	●	●	●	9	4.5	3.8	2.3
SECEUROVISION 7500 See Through Perforated Shutters (25% Vision)	Min Width 1000mm Max 6000mm x 3400mm, Area 15sqm 22 swg Steel / 8kgm ²	●	●	●	●	●			●	●	10			
SECEUROVISION 8000 See Through Punched / Glazed Shutters (62% Vision)	Min Width 900mm Max 6000mm x 5000mm, Area 20sqm Extruded Aluminium / 7kgm ²	●	●	●	●	●	●	●	●	●	8			
SECEUROVISION 9000 See Through Roller Grille (55%-69% Vision)	Min Width 900mm Max 5000mm x 4000mm, Area 13sqm Extruded Aluminium / 7kgm ²	●	●	●	●	●	●	●	●	●	8			
SECEUROSCREEN 1500 Built-On Security Shutters	Min Width 500mm Max 3400mm x 4000mm, Area 8sqm Insulated Rolled Aluminium / 4.5kgm ²	●	●	●	●	●	●	●	●	●	6	6.5	5.5	3.3
SECEUROSHIELD 3800 Built-On Security Shutters	Min Width 500mm Max 4000mm x 5000mm, Area 12sqm Extruded Aluminium / 8kgm ²	●	●	●	●	●	●	●	●	●	7	3.5	3	2
SECEUROSHIELD 6000 Built-On Security Shutters	Min Width 900mm Max 6000mm x 5000mm, Area 20sqm Extruded Aluminium / 9kgm ²	●	●	●	●	●	●	●	●	●	8			
SECEUROSHIELD 7500 Built-On Security Shutters	Min Width 1000mm Max 6000mm x 3400mm, Area 15sqm 22 swg Steel / 10kgm ²	●	●	●	●	●	●	●	●	●	8			
SECEUROSHIELD 7700 Built-On Security Shutters	Min Width 900mm Max 5400mm x 4000mm, Area 16sqm Insulated Rolled Aluminium / 5kgm ²	●	●	●	●	●	●	●	●	●	12			
EXCEL 1000 Security Shutter	Min Width 800mm Max 3000mm x 3000mm, Area 9sqm 22 swg Steel / 10kgm ²	●	●	●	●	●	●	●	●	●				Manual Only
EXCEL 1001 See Through Perforated Shutter	Min Width 800mm Max 3000mm x 3000mm, Area 9sqm 22 swg Steel / 8kgm ²	●	●	●	●	●	●	●	●	●				Manual Only
EXCEL 1002 See Through Punched Shutter	Min Width 800mm Max 3000mm x 3000mm, Area 9sqm 22 swg Steel / 8kgm ²	●	●	●	●	●	●	●	●	●				Manual Only
EXCEL 1003 See Through Tube & Link Shutter	Min Width 800mm Max 3000mm x 3000mm, Area 9sqm Aluminium Tubes, Rods, Links / 8kgm ²	●	●	●	●	●	●	●	●	●				Manual Only
EXCEL 2000 Security Shutter	Min Width 900mm Max 6000mm x 7000mm, Area 42sqm 22 swg Steel / 10kgm ²	●	●	●	●	●	●	●	●	●*				Single Phase Electric Operation Only
EXCEL 2001 See Through Perforated Shutter	Min Width 900mm Max 4000mm x 4000mm, Area 16sqm 22 swg Steel / 8kgm ²	●	●	●	●	●	●	●	●	●				Single Phase Electric Operation Only
EXCEL 2002 See Through Perforated Shutter	Min Width 900mm Max 4000mm x 4000mm, Area 16sqm 20 swg Steel / 8kgm ²	●	●	●	●	●	●	●	●	●				Single Phase Electric Operation Only
EXCEL 2003 See Through Tube & Link Shutter	Min Width 900mm Max 4000mm x 4000mm, Area 16sqm Aluminium Tubes, Rods, Links / 8kgm ²	●	●	●	●	●	●	●	●	●				Single Phase Electric Operation Only
Fire Resistant Roller Shutter	Min Width 900mm Max 2500mm x 2500mm, Area 5sqm 20 swg / 10 kgm ²	●	●	●	●	●	●	●	●	●	●			
Fire Resistant Roller Shutter	Min Width 900mm Max 4000mm x 2000mm, Area 8sqm 20 swg / 10 kgm ²	●	●	●	●	●	●	●	●	●	●			

1 Sizes quoted may not be available with some operation modes (see the data for each operation type for confirmation) and may alter depending upon product application, wind loading or whether installed as a secondary (such as over a window) or sole (such as a garage) closure for an opening.
2 9.25kgm² with glazing.
3 SecuroShield 7700 slat standard colour option is light beige in place of cream, and is available in a range of 7 colours. Woodgrain

finish also available as an option for SecuroShield 7700 & SecuroScreen 1500.
4 150mm link spacing 6Kg/sqm with 69% vision as standard or optional 75mm link spacing 7Kg/sqm with 55% vision (shown).
5 The validity of the LPCB certification is contingent upon each security shutter and gate being installed in accordance with the requirements of LPS 1175.
6 SecuroBar standard colour white only (no brown as standard).

7 Please note the maximum sizes quoted for SecuroVision 7500 & SecuroShield 7500 are applicable to the continental style shutter with aluminium head box and guide rails. These products are also available with traditional galvanised steel channels and head box. The maximum sizes for the traditional style are as follows: maximum width 6400mm, maximum height 4700mm and maximum area 20sqm.



NOTE: The colours presented in this brochure are for illustration purposes only, the final manufactured product colour may therefore be different. Colour sample's should be requested by all customers before purchasing to verify colour reproduction. Product specifications are correct as at April 2010, but may be subject to change. Excel reserve the right to alter the technical specification of all products.

GRILLES AND WINDOW BARS

Businesses in vulnerable locations or premises are often targeted by criminals. At Excel we recognise the financial and practical implications should your property be burgled, which is why all of our grilles and window bars are built to the highest security standards.

Our range of insurance approved window and door grilles provide extremely effective security and protection to shops, retailers and offices that may carry high value stock, equipment or possessions. We design our products to be both secure & stylish and built to achieve minimal obstruction to visibility and natural light.

Manufactured from galvanised steel with a patented fixing system, our range of grilles and window bars meet the Loss Prevention Certification Board standard and are approved by the Police Preferred Specification.

All our grilles and window bars can be built in a range of colours and finishes to suit the surrounding environment.

Our Products include:

Sliding Security Grilles

In today's business environment offices are fully equipped with the latest technology ranging from state of the art computers to modern printers and photocopiers. Therefore protection of the office assets is crucial and Excel's Sliding Security Grilles are ideal where a high level of security is required for an office window.

During working hours the grilles slide away allowing the maximum use of available natural light and, when closed, the tough grille is a deterrent to even the most determined intruders.

The SeceuroGuard Security Grille is for high security for commercial, retail and counter/cabinet applications. 'S' lattice design option. Designed to keep intruders out while letting maximum light in, they are perfect for vulnerable ground floor doors or windows.

The SeceuroGuard Retractable Gate System combines a classic appearance with effective protection, ideal for home or workplace. It is tested and approved to LPS 1175-1. The system can be easily fitted to the face or reveal of a window or door aperture and can be specified in a single or double-sash configuration. Where a clear walk through is required SeceuroGuard's bottom track can, as an optional extra, be made to lift up. Some of SeceuroGuard's key features and benefits include:

Versatile - Fits internally in either the window reveal or around the opening in either single or double-sash configuration.

Ease of use - Smooth top running operation with an optional extra of a lift up bottom track to leave doorways unobstructed. Fully Retractable.

Secure - Multi-point locking operating from a single key.

High quality finish - Galvanised for corrosion resistance and supplied in high quality white powder coated finish as standard. Optional colours available from stock.



Window Bars

The award-winning SeceuroBar system features anti-cut steel bars which are securely locked into position to protect vulnerable window openings, but can be released from the inside to allow total vision or maintenance of windows.

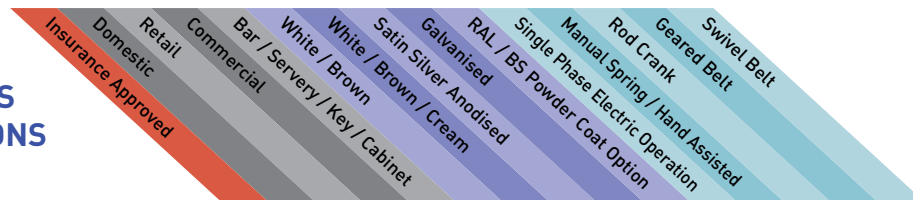
Suitable for installation in a horizontal or vertical format, SeceuroBar is finished to a high standard and delivers security which is quick and easy to install, yet highly effective in a range of locations.

A higher security fixed bar system is also available for locations where removal is not a requirement. Alternatively SeceuroGuard can be manufactured in a non retractable format.

Square Mesh Grille

The Excel Square Mesh Grille is ideal for internal and external, domestic and commercial windows where removal of the security device is not required. It is a high visibility, low cost security screen that is very useful for environments where aesthetics play a less important role, but security is still paramount.

GRILLES & WINDOW BARS TECHNICAL SPECIFICATIONS



Product Name & Description	Min / Max Overall Size (wxh). Max Area sqm. Material Type / Curtain Weight.	APPLICATIONS					STANDARD CURTAIN FINISH		OPERATION/MAX AREA m2	
SECEUROGUARD 1001 Insurance Approved Retractable Grilles	Min 1000mm x 1000mm Max 6000mm x 3000mm, Area 18sqm Steel / 19kgm ²	●	●	●	●	●	●	●	Manual Only	
SECEUROGUARD 1000 Retractable Grilles	Min 500mm x 500mm Max 6000mm x 3500mm, Area 21sqm Steel / 19kgm ²	●	●	●	●	●	●	●	Manual Only	
SECEUROBAR Removable Window Bars	Min 250mm x 200mm Max 3000mm x 2100mm, Area 6.3sqm Steel / 5kgm ²	●	●	●	●	●*	●	●	Manual Only	
SECEUROVISION 9000 See Through Roller Grille (55%-69% Vision)	Min Width 900mm Max 5000mm x 4000mm, Area 13sqm Extruded Aluminium / 7kgm ²	●	●	●	●	●	●	●	●	●
CX1 'X' LATTICE Retractable Grilles	Min 200mm x 700mm Max 6000mm x 3000mm, Area 18sqm Steel / 12kgm ²	●	●	●	●	●	●	●	Manual Only	
CX2 'S' LATTICE Insurance Approved Retractable Grilles	Min 200mm x 700mm Max 6000mm x 3000mm, Area 18sqm Steel / 12kgm ²	●	●	●	●	●	●	●	Manual Only	
Excel 101 Fixed Mesh Grilles	Min 300mm x 300mm Max 1220mm x 2440mm** Area 2.97sqm Steel / 23kgm ²	●	●	●	●	●	●	●	Fixed Only	
Excel 102 Fixed Bar Grilles	Min 300mm x 300mm Max 2000mm x 2000mm ** Area 4sqm Steel / 32kgm ²	●	●	●	●	●	●	●	Fixed Only	

* Standard Colour

** Grilles can be fixed together to cover larger area



Sliding Security Grille



Window Bars



See Through Roller Grille

1 Sizes quoted may not be available with some operation modes (see the data for each operation type for confirmation) and may alter depending upon product application, wind loading or whether installed as a secondary (such as over a window) or sole (such as a garage) closure for an opening.
2 9.25kgm² with glazing.
3 SeceuroShield 7700 slat standard colour option is light beige in place of cream, and is available in a range of 7 colours. Woodgrain

finish also available as an option for SeceuroShield 7700 & SeceuroScreen 1500.

4 150mm link spacing 6Kg/sqm with 69% vision as standard or optional 75mm link spacing 7Kg/sqm with 55% vision (shown).

5 The validity of the LPCB certification is contingent upon each security shutter and gate being installed in accordance with the requirements of LPS 1175.

6 SeceuroBar standard colour white only (no brown as standard).

7 Please note the maximum sizes quoted for SeceuroVision 7500 & SeceuroShield 7500 are applicable to the continental style shutter with aluminium head box and guide rails.

These products are also available with traditional galvanised steel channels and head box. The maximum sizes for the traditional style are as follows: maximum width 6400mm, maximum height 4700mm and maximum area 20sqm.

INDUSTRIAL DOORS

Excel's Industrial Doors are an ideal door for Industrial units, warehouses or loading bays. Our doors can provide safe and practical protection for any modern premises, as well as maximising the unit space.

Our Products include:

Insulated Roller Shutter Doors

Our range of Insulated Roller Shutter Doors are an ideal solution if you have a cold storage facility, the temperature of your building needs to be consistent or you need protection from noise or draughts. Our Insulated doors are designed to each individual customer's specific needs and built to withstand high commercial usage. They can be driven by a wide variety of automatic operating systems, dependent upon the size and industrial environment. The doors are manufactured with twin skin 100mm lath with foam filled inserts and in a wide range of coloured finishes.

Steel Roller Shutter Doors

The modern industrial unit often contains expensive equipment and materials and has therefore become a target for theft. Excel offer a range of single skin steel roller shutter doors that provide first class security and protection. Our roller shutters can be manufactured with manual or electric operation, uncoated or coated in a wide range of colour finishes.

Sectional Overhead Doors

Excel's array of Sectional Overhead Doors provide ease of access, protection from draughts and noise together with improved external lighting to suit a variety of applications. They are ideal for industrial environments that have high levels of traffic throughput while needing protection from the environment. Available in a wide range of materials and colours, Excel's sectional doors are safe and reliable, and offer a range of smooth and quiet automation systems.

PVC Strip Curtains

If access to your business premises requires you to keep the door open on a continuous basis then you often face challenges with heat loss, dust pollution, pest control and noise pollution. These problems not only cost your business money, but can also have health and safety implications. Our range of PVC Strip Curtains are the perfect 'cost effective' solution for businesses that need an effective but flexible environmental barrier. PVC Strip Curtains and Curtains can be supplied in a wide range of colours, including clear, and can be installed in virtually all sizes and locations.

Steel Hinged Door

In today's climate where criminal activity is on the increase, Wooden, Hinged Access Doors or Fire Exit Doors are becoming an easy target for intruders and, in some circumstances, it may not be possible to install a secure Roller Shutter. This is where a Steel Hinged Door is an ideal option for added security.

Our range of Industrial Doors offer a low cost, low maintenance option that will cater for high levels of daily operational use.

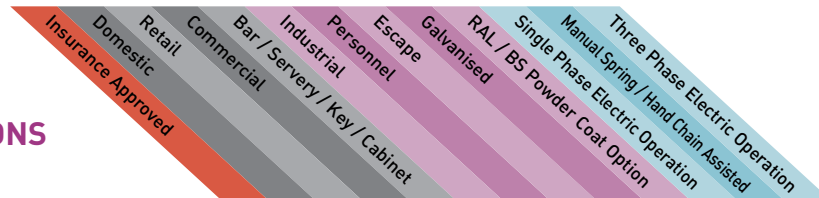
All our Industrial Doors are designed, manufactured and installed by Excel's experienced team and are made specifically to suit the customer's requirements.

Our range is available in standard galvanised steel or optional coated Finish in a wide range of colours which provide a more attractive finish to suit the building, environment or corporate identity.

Personnel Doors

Wicket gate personnel doors can be provided where there is no point of access into the building or industrial unit. Excel can create a bespoke design and manufacture personnel doors into all shutter applications to suit your specific needs.

INDUSTRIAL DOORS TECHNICAL SPECIFICATIONS



Product Name & Description	Min / Max Overall Size (wxh). Max Area sqm. Material Type / Curtain Weight.	APPLICATIONS	STANDARD CURTAIN FINISH				OPERATION / MAX AREA m2	
EXCEL 3000 Security Shutter	Min Width 2000mm Max 6000mm x 6000mm, Area 36sqm 20 / 18 swg Steel / 12 / 14kgm ²		●	●	●	●	●	●
EXCEL 3001 Security Shutter	Min Width 2000mm Max 9000mm x 9000mm, Area 81sqm 20 / 18 swg Steel / 12 / 14kgm ²		●	●	●	●	●	●
INSUFLEX Insulated Security Shutter	Min Width 3000mm Max 6000mm x 6000mm, Area 36sqm Steel / 20kgm ²		●	●	●	●	●	●
STEEL HINGED DOORSET Security/ Personnel/ Escape/ Fire Resistant	Min Width 900mm Max 2800mm x 2950mm, Area 8.4sqm Steel	●	●	●	●	●	●	Manual Only
FIRE RESISTANT Roller Shutter	Min Width 2500mm Max 7000mm x 7000mm, Area 49sqm 20 swg Steel / 12kgm ²		●	●	●	●	●*	● ●
SECTIONAL DOOR Insulated Overhead Door	Min Width 2500mm Max 6000mm x 6000mm, Area 36sqm Steel/ 6.5 kg/ lin. M		●	●	●	●	●	● ●

* Max size for colour coated is 6000mm x 6000mm



Personnel Door



Sectional Overhead Door



PVC Strip Curtain



Steel Hinged Door

1 Sizes quoted may not be available with some operation modes (see the data for each operation type for confirmation) and may alter depending upon product application, wind loading or whether installed as a secondary (such as over a window) or sole (such as a garage) closure for an opening.
2 9.25kgm² with glazing.
3 SeceuroShield 7700 slat standard colour option is light beige in place of cream, and is available in a range of 7 colours. Woodgrain

finish also available as an option for SeceuroShield 7700 & SeceuroScreen 1500.
4 150mm link spacing 6Kg/sqm with 69% vision as standard or optional 75mm link spacing 7Kg/sqm with 55% vision (shown).
5 The validity of the LPCB certification is contingent upon each security shutter and gate being installed in accordance with the requirements of LPS 1175.
6 SeceuroBar standard colour white only (no brown as standard).

7 Please note the maximum sizes quoted for SeceuroVision 7500 and SeceuroShield 7500 are applicable to the continental style shutter with aluminium head box and guide rails. These products are also available with traditional galvanised steel channels and head box. The maximum sizes for the traditional style are as follows: maximum width 6400mm, maximum height 4700mm and maximum area 20sqm.

GARAGE DOORS

More people are starting to use their garage to secure their cars and over the years garage doors have developed from being heavy and awkward to smooth, efficient and remote controlled. Today the modern day garage door needs to be easy and convenient to use as well as being stylish and practical.

Excel's range of Roller Garage Doors are automatic vertically opening, insulated aluminium doors that provide excellent security. They are manufactured from tough twin-walled aluminium slats and insulated in such a way that makes it unaffected by extreme temperatures. The patented comb locking mechanism provides the highest possible level of resistance to potential intruders. The compact design can create extra space in your garage as well as allowing you to park right up to the door.

Each Excel Garage Door is individually made to suit your car and house and is available in a choice of 15 paint or wood-effect finishes, allowing you to match your garage door to your homes paintwork or double glazing colour scheme. We offer a wide range of garage doors to suit individual requirements together with an array of features and benefits including:

- **Manual or Electronic operation**
- **Low maintenance**
- **Solid steel or aluminium doors**
- **Safety features**
- **Remote control**
- **Repairs and upgrades**

Our Products include:

Seceuroglide Excel

Seceuroglide Excel was the first insulated roller garage door tested and approved to police and insurance standards. It offers an uncompromising level of security standard for the home owner wanting the highest level of protection. Seceuroglide Excel is fitted with an innovative locking mechanism that automatically secures the door every time it closes. Upon closing, the aluminium slats firmly interlock, preventing any intruder from either lifting or breaking through the door. It is also available in the full range of colours and finishes.

Seceuroglide Manual

Seceuroglide Manual is built to the same high standards as our other range of garage doors, offering a manual solution where electricity is not required or not available. Even though it is manual, the garage door has been engineered to ensure smooth operation and ease of use. The door is easily opened from the inside or outside and its vertical opening means you can make maximum use of the space on your drive.

Seceuroglide Compact

The Seceuroglide Compact has been designed specifically for garages with limited space above the door opening. The Compact uses a narrower insulated aluminium slat which allows the use of a smaller coil, giving owners of even the smallest garage the option of a high quality remote controlled door.




Excel Steel Roller Door

Whether using it for your car, motorbike or to store household equipment, the contents of your garage is a target for burglars and theft. Excel offer a range of steel roller shutters that provide security and protection to your personal effects. Available with manual or automatic operation, the Excel Steel Roller Door is a low cost option, that can be finished uncoated or coated, across a range of over 200 'Excel' colour finishes.

Choice of Seceuroglide Finishes

Excel can supply your Seceuroglide Garage Door in a range of 13 different colours and finishes and can provide colour samples on request. These include:



GARAGE DOORS TECHNICAL SPECIFICATIONS

Product Comparison & Options	SECEUROGLIDE	SECEUROGLIDE EXCEL	SECEUROGLIDE COMPACT	SECEUROGLIDE MANUAL
LPS 1175 / Secured by Design Accreditation		●		
Construction Products Directive / Machinery Directive compliant	●	●	●	●
Headroom required	300mm / 350mm	300mm / 350mm	205mm	300mm
Max. over guide width	5400mm	5200mm	3000mm	3000mm
Max. opening height	3500mm	3500mm	2150mm	
Guide rails	Up to 4600mm = 75mm guides Over 4600 = 90mm guides	90mm	60mm	75mm
Comb locking mechanism	●	●		
Autolock locking system			●	
Internal Installation	●	●	●	●
External Installation	*		*	
Webbed curtain	●	●		●
Endlocked curtain			●	
Half box (90° fascia)	*	*	●	
Full box (45° fascia)	*	*	*	
SeceuroSmart receiver with courtesy light and Safety Edge	●	●	●	
Internal manual override	●	●	●	
External manual override	*		*	
Vision slats	*			
Battery backup	*	*	*	
Remote control keypad	*		*	
Key switch operation	*		*	
Safety photo cell	*	*	*	
90db alarm	*	*	*	

● Standard * Optional extra

DOMESTIC SHUTTERS

Whether you require protection for a vulnerable French Window or Patio Door, or seek a more comprehensive approach to deny intruder access, Excel can provide advice and guidance along with a special range of shutters, grilles, gates and bars for private houses.

Our Products include:

Security Roller Shutters

Domestic roller shutters provide excellent security that gives you peace of mind when you are not at home as well as excellent heat and sound insulation.

Available in lightweight or heavy duty extruded aluminium versions, our domestic shutters also have a smaller, less intrusive box than commercial shutters. Boxes can also be hidden behind lintels on new build properties.

Domestic roller shutters are available in a wide range of colours to suit the colour scheme of your windows and doors, providing a durable finish that eliminates the need for painting. Made from strong, corrosion beating aluminium our shutters can achieve a maximum width of 4m and a depth of 3.2m

In addition electric operation gives the convenience of internal and remote operation.

Our range of over 200 colour standard (S) and premium (P) options include:



Security Grilles

Our fully retractable grilles provide a barrier against potential intruders without compromising the exterior appearance of the building that is being protected. With a focus on both style and security, our range of window and door grilles acts as a visual deterrent to intruders. When not in use, the sashes can often fold neatly to the side, out of sight behind curtains or vertical blinds.

Reliable, quick and easy to use, Security Grilles enable total access to doors and the full opening of windows in your home. Our Grilles are maintenance free with multi point locking and galvanised steel for corrosion resistance.

Window Bars

Window Bars are a visual and physical deterrent with a proven track record for reducing the risk of burglary. Excel have developed a range of window security bars that are a cost effective solution to your security needs.

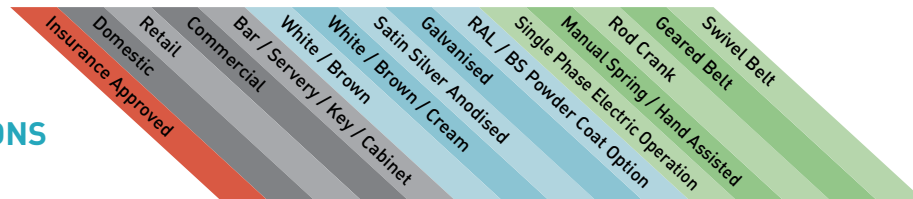
Window Bars can be supplied in standard and bespoke sizes and in a range of colours to fit in with the colour scheme of your windows. Made of steel, our window bars are durable, secure and none-corroding, eliminating the need to have to paint them.



Window Mesh Grilles

The Excel Square Mesh Grille is ideal for use on domestic windows where removal of the security device is not required. It is a high visibility, low cost security screen that is very useful for environments where aesthetics play a less important role, but the security and protection of your home is still paramount.

DOMESTIC SHUTTERS TECHNICAL SPECIFICATIONS



Product Name & Description	Min / Max Overall Size (wxh). Max Area sqm. Material Type / Curtain Weight.	APPLICATIONS					STANDARD CURTAIN FINISH		OPERATION/MAX AREA m2					
SECEUROSHIELD 3801 Insurance Approved Security Shutters	Min Width 900mm Max 3000mm x 4000mm, Area 12sqm Extruded Aluminium / 8kgm ²	●	●	●	●	●	●		●	12				
SECEUROGUARD 1001 Insurance Approved Retractable Security Gates	Min 500mm x 1000mm Max 6000mm x 3000mm, Area 18 sqm Steel / 19kgm ²	●	●	●	●	●			●					Manual Only
SECEUROVISION 3800 See Through Punched / Glazed Shutters (45% Vision)	Min Width 500mm Max 3000mm x 5000mm, Area 12 sqm Extruded Aluminium / 6.5kgm ²	●	●	●	●	●	●		●	12	9	4.5	3.8	2.3
SECEUROVISION 3800 See Through Perforated Shutters (17% Vision)	Min Width 500mm Max 3000mm x 5000mm, Area 12sqm Extruded Aluminium / 6.5kgm ²	●	●	●	●	●	●		●	12	9	4.5	3.8	2.3
SECEUROVISION 7500 See Through Perforated Shutters (25% Vision)	Min Width 1000mm Max 6000mm x 3400mm, Area 15 sqm 22 swg Steel / 8kgm ²		●	●	●			●	●	15	10			
SECEUROVISION 8000 See Through Punched / Glazed Shutters (62% Vision)	Min Width 900mm Max 6000mm x 5000mm, Area 20sqm Extruded Aluminium / 7kgm ²		●	●	●	●		●	●	20	8			
SECEUROVISION 9000 See Through Roller Grille (55%-69% Vision)	Min Width 900mm Max 5000mm x 4000mm, Area 13sqm Extruded Aluminium / 7kgm ²		●	●	●		●		●	13	8			
SECEUROSCREEN 1500 Built-On Security Shutters	Min Width 500mm Max 3400mm x 4000mm, Area 8sqm Insulated Rolled Aluminium / 4.5kgm ²		●		●		●			8	6	6.5	5.5	3.3
SECEUROSHIELD 3800 Built-On Security Shutters	Min Width 500mm Max 4000mm x 5000mm, Area 12sqm Extruded Aluminium / 8kgm ²		●	●	●	●	●		●	12	7	3.5	3	2
SECEUROSHIELD 6000 Built-On Security Shutters	Min Width 900mm Max 6000mm x 5000mm, Area 20sqm Extruded Aluminium / 9kgm ²		●	●	●		●		●	20	8			
SECEUROSHIELD 7500 Built-On Security Shutters	Min Width 1000mm Max 6000mm x 3400mm, Area 15sqm 22 swg Steel / 10kgm ²		●	●	●			●	●	15	8			
SECEUROSHIELD 7700 Built-On Security Shutters	Min Width 900mm Max 5400mm x 4000mm, Area 16sqm Insulated Rolled Aluminium / 5kgm ²		●	●	●	●	●			16	12			
SECEUROGUARD 1001 Insurance Approved Retractable Grilles	Min 1000mm x 1000mm Max 6000mm x 3000mm, Area 18sqm Steel / 19kgm ²	●	●	●	●	●			●	●				Manual Only
SECEUROGUARD 1000 Retractable Grilles	Min 250mm x 200mm Max 3000mm x 2100mm, Area 6.3sqm Steel / 19kgm ²		●	●	●	●			●	●				Manual Only
SECEUROBAR Removable Window Bars	Min 250mm x 200mm Max 3000mm x 2100mm, Area 6.3sqm Steel / 5kgm ²		●	●	●	●	●			●				Manual Only
CX1 'X' LATTICE Retractable Grilles	Min 200mm x 600mm Max 6000mm x 3000mm, Area 18sqm Steel / 12kgm ²		●	●	●	●			●	●				Manual Only
CX2 'S' LATTICE Insurance Approved Retractable Grilles	Min 200mm x 700mm Max 6000mm x 3000mm, Area 18sqm Steel / 12kgm ²	●	●	●	●	●			●	●				Manual Only

1 Sizes quoted may not be available with some operation modes (see the data for each operation type for confirmation) and may alter depending upon product application, wind loading or whether installed as a secondary (such as over a window) or sole (such as a garage) closure for an opening.
2 9.25kgm² with glazing.
3 SecuroShield 7700 slat standard colour option is light beige in place of cream, and is available in a range of 7 colours. Woodgrain

finish also available as an option for SecuroShield 7700 & SecuroScreen 1500.
4 150mm link spacing 6Kg/sqm with 69% vision as standard or optional 75mm link spacing 7Kg/sqm with 55% vision (shown).
5 The validity of the LPCB certification is contingent upon each security shutter and gate being installed in accordance with the requirements of LPS 1175.
6 SecuroBar standard colour white only (no brown as standard).

7 Please note the maximum sizes quoted for SecuroVision 7500 & SecuroShield 7500 are applicable to the continental style shutter with aluminium head box and guide rails. These products are also available with traditional galvanised steel channels and head box. The maximum sizes for the traditional style are as follows: maximum width 6400mm, maximum height 4700mm and maximum area 20sqm.

Excel Industrial Doors & Shutters
Firth Mills, Stoney Battery Road, Huddersfield
West Yorkshire, HD1 4TW
T: 01484 643333 F: 01484 643900

www.excelindustrialdoors-shutters.co.uk

